

# HOUNÖ COMBISLIM

Reservedelskatalog

Spare part catalogue

Brochure des pièces détachées

## Indholdsfortegnelse

Ovnlåge .....	4 - 7
Motor side .....	8 - 11
Ovn rum.....	12 - 13
Front af ovn.....	14 - 15
Top delen af ovnen (elektrisk).....	16 - 19
Top panel .....	20 - 23
Front dele inkl. dørføler og lyd giver .....	24 - 25
Håndbruser.....	26 - 27

## Contents

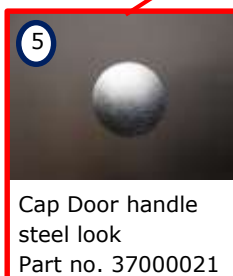


Oven door .....	4 - 7
Motor side .....	8 - 11
Oven chamber .....	12 - 13
Front of oven .....	14 - 15
Top part of oven (electric) .....	16 - 19
Top panel .....	20 - 23
Front parts incl. door sensor and buzzer .....	24 - 25
Hand shower.....	26 - 27

## Contenu

Porte du four .....	4 - 7
Côté moteur .....	8 - 11
Chambre du four .....	12 - 13
L'avant du four.....	14 - 15
Partie supérieure du four (électrique).....	16 - 19
Panneau supérieur.....	20 - 23
Parties frontales incl. capteur de porte et vibreur.....	24 - 25
Douche à main.....	26 - 27

**Ovnlåge  
Oven door  
Porte du four**

<b>Pos.</b>	<b>Nr./No./Non</b>	<b>Type</b>	<b>Beskrivelse (DK)</b>	<b>Description (ENG)</b>	<b>Descriptif (F)</b>
1	30420774	CS I	Ovnlåge 1.10 kpl.	Oven door 1.10 cpl.	La porte du four 1,10 cpl.
3	30421260	CS II	Ovnlåge 1.10 kpl.	Oven door 1.10 cpl.	La porte du four 1,10 cpl.
2	30420773	CS I	Ovnlåge 2306/1.06 kpl.	Door complet 2306(2/3), 1.06.	La porte du four 2306/1.06 cpl.
4	30421259	CS II	Ovnlåge 2306/1.06 kpl.	Door complet 2306(2/3), 1.06.	La porte du four 2306/1.06 cpl.
5	37000021	CS I CS II	Dækfolie stålfarvet f.	Cap Door handle steel look	Porte Cap poignée en acier coup d'oeil
6	069023	CS I CS II	fjeder f. Lukketøj- 2 trin	Spring for handle	Ressort pour poignée
7	30420698	CS I CS II	Håndtag kpl.	Handle cpl.	Poignée cpl.



## Ovnlåge Oven door Porte du four

Pos.	Nr./No.	Type	Beskrivelse (DK)	Description (GB)	Descriptif (F)
1	30400198	CS I	Hængsel øverste venstre (nederste højre)	Hinge upper left (lower right)	Charnière supérieure gauche (en bas à droite)
1	30400199	CS I	Hængsel nederste venstre (øverste højre)	Hinge lower left (upper right)	Charnière inférieure gauche (en haut à droite)
1	30400365	CS II	Hængsel øverste venstre (nederste højre)	Hinge upper left (lower right)	Charnière supérieure gauche (en bas à droite)
1	30400366	CS II	Hængsel nederste venstre (øverste højre)	Hinge lower left (upper right)	Charnière inférieure gauche (en haut à droite)
2	30410076	CS I	Hængsel marine top venstre	Hinge marine top left	Top marine charnière à gauche
2	30410078	CS I	Hængsel marine top højre	Hinge marine top right	Top marine charnière à droite
2	30400367	CS II	Hængsel marine top venstre	Hinge marine top left	Top marine charnière à gauche
2	30400368	CS II	Hængsel marine top højre	Hinge marine top right	Top marine charnière à droite
3	064876	CS I CS II	Gasfjeder 50N CS	Gas spring 50n	Ressort à gaz 50N CS
4	30410077	CS I CS II	Beslag for gasfjeder CS	Gas spring holder	Mise en place pour le printemps gaz
5	30400179	CS I CS II	Indvendig glas 2306/1.06	Interior glass 2306 (2/3), 1.06	Vitre intérieure 2306/1.06
6	30400180	CS I CS II	Indvendig glas 1.10	Interior glass 1.10	Vitre intérieure 1.10
7	30400223	CS I CS II	Push-in prop Ø12	Rubber stopper interior glass	Cheville silicone Ø12



CS I (6mm pin)  
Hinge upper left  
Part no. [30400198](#)  
Hinge lower left  
Part no. [30400199](#)




CS II (8mm pin)  
Hinge upper left  
Part no. [30400365](#)  
Hinge lower left  
Part no. [30400366](#)




CS I (6mm pin)  
Hinge marine top  
Left hinge  
Part no. [30410076](#)  
Hinge marine top  
Right hinge  
Part no. [30410078](#)




CS II (8mm pin)  
Hinge marine top  
Left hinge  
Part no. [30400367](#)  
Hinge marine top  
Right hinge  
Part no. [30400368](#)




Interior glass  
2306 1,06  
430x380x6mm  
Part no. [30400179](#)



Interior glass  
1,10  
430x580x6mm  
Part no. [30400180](#)



Gas spring 50n  
Part no. [064876](#)



Gas spring holder  
Part no. [30410077](#)

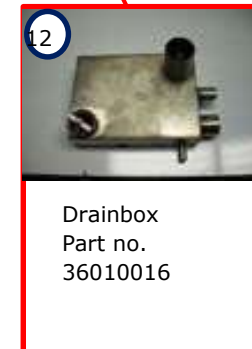
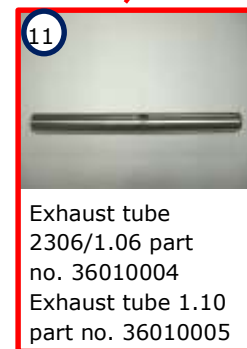

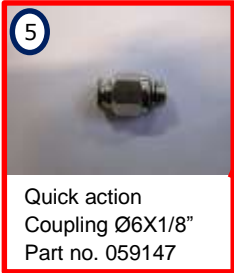
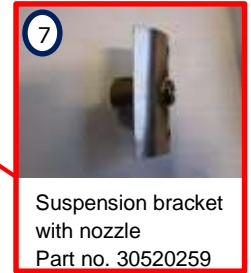
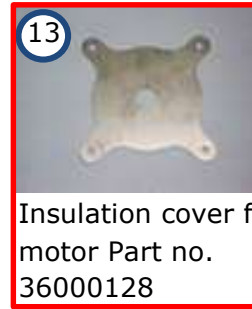




Rubber stopper  
interior glass  
Part no. [30400223](#)

**Motor side**  
**Motor side**  
**Côté moteur**


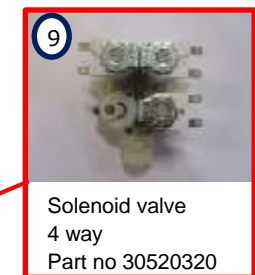


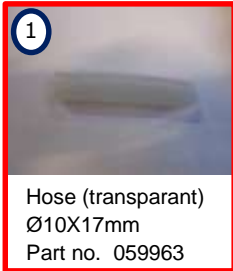
Pos.	Nr./No.	Type	Beskrivelse (DK)	Description (GB)	Descriptif (F)
1	059157	CS I CS II	Slangenippel vinkel Ø10x1/4"	Hose nipple elbow Ø10x1/4"	Raccord de flexible, angle Ø10x1/4"
2	059175	CS I CS II	Slangenippel 1/4" x Ø10	Hose nipple Ø10x1/4"	Raccord de flexible Ø10x1/4"
3	059158	CS I CS II	T-stykke 1/4"	T-piece 1/4"	Pièce en 1/4"
4	059145	CS I CS II	T-stykke Ø6	T-piece ø6mm	Pièce en T Ø6
5	059147	CS I CS II	Lynkobling Ø6x1/8"	Quick action coupling Ø6x1/8"	Raccord instantané Ø6x1/8"
6	30500060	CS I CS II	Vinkelslangenippel Ø10x1/8"	Hose nipple elbow Ø10x1/8"	Raccord de flexible Ø10x1/8"
7	30520259	CS I CS II	Beslag m kondenseringsdyse kpl	Suspension bracket with nozzle	Étrier de suspension avec buse
8	058681	CS I CS II	Spændebånd, Ø 10-16 mm, lukket	Hose clamp Ø10-16mm	Pince Ø10 - 16 mm
9	059028	CS I CS II	Slange for damp Ø50,8x4,5	Hose blue Ø50,8x4,6mm	Tuyau de vapeur Ø50,8x4,5
10	058664	CS I CS II	Spændebånd Ø46-Ø64	Hose clamp Ø40-64mm	Pince Ø40-64 mm
11	36010004	CS I CS II	Aftræksrør 2306 / 1.06	Exhaust tube 2306 /1.06	Le tube d'échappement 2306 /1.06
11	36010005	CS I CS II	Aftræksrør 1.10	Exhaust tube 1.10	Le tube d'échappement 1.10
12	36010016	CS I CS II	Afløbskasse	Drainbox	boîte de vidange
13	36000128	CS I CS II	Motorplade	Insulation cover f motor	Isolation capot moteur
14	36000183	CS I CS II	Rør f. vadskearm 2306	Tube f. washarm 2306	tuyaux pour le bras de pulvérisation 2306
14	36000184	CS I CS II	Rør f. vaskearm 1.06/ 1.10	Tube for washarm 1.06 / 1.10	tuyaux pour le bras de pulvérisation 1.06 / 1.10
15	36000185	CS I CS II	Rør f. dysedamp	Tube for steam	Tube pour la Vapour






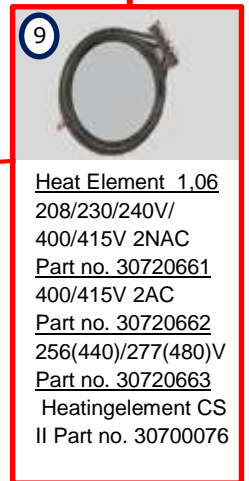
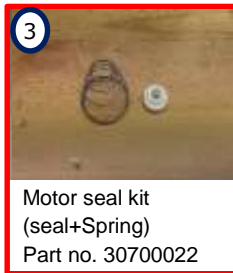
**Motor side**  
**Motor side**  
**Côté moteur**

Pos.	Nr./No.	Type	Beskrivelse (DK)	Description (GB)	Descriptif (F)
1	059963	CS I CS II	Slange Ø10x17	Hose D10x17	Schlauch D10x17 mm
2	30500498	CS I CS II	Slange fra Sæbe/afsp	Hose f. Det/Rinse	Tube en nylon Ø6mm
3	20500050	CS I CS II	Sæbe/afsp pumpe	Detergent/rinse pump	Pompe pour détergent/ rinçage
4	30800070	CS I CS II	PG-gennemføring Ø13,5	Wire lead PG 13,5	Traversée 13,5
5	30200111 30200112	CS I CS II	Bagplade Rustfri stål 2306/1.06 Bagplade Rustfri stål 1.10	Rear cover Stainless 2306/1.06 Rear cover stainless 1.10	Couverture arrière 2306/1.06 Couverture arrière 1.10
6	30200127	CS I CS II	Bagplade sort 2306/1.06	Rear cover black 2306/1.06	Couverture arrièrenoir 2306/1.06
7	30700021	CS I CS II	Blæsemotor 3x230 V	Fanmotor 3x230 V	moteur de ventilateur 3x230V
8	062565	CS I CS II	Trykføler, vand 1/8" out	Pressureswitch, water 1/8" out	interrupteur de pression, 1/8 »
9	30520320	CS I CS II	Magnetventil m. vask 4-vejs	Solenoid valve w. wash 4 way	Électrovalve 4- voies
10	30520319	CS I CS II	Magnetventil u. vask 2- vejs	Solenoid valve w.o. wash 2 way	Électrovalve 2- voies



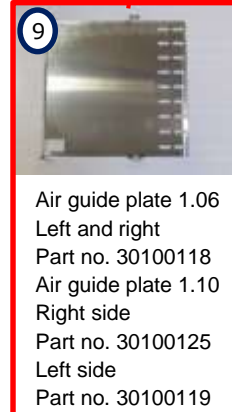



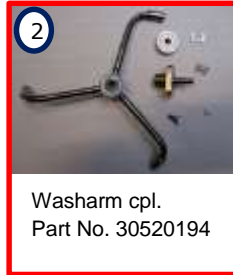
**Ovnrøm**  
**Oven chamber**  
**Chambre du four**

Pos.	No.	Type	Beskrivelse (DK)	Description (GB)	Descriptif (F)
1	20800011	CS I CS II	Temperaturbegrænser 350°C 1 polet	Thermoswitch 350°C	Thermocontact 350°C
2	20800173	CS I CS II	Temperaturføler luft 350°C	Temperature sensor air 350°C	Détecteur de température d'air 350°C
3	30700022	CS I CS II	Motor tætning CS	Gasket for Motor CS	Joint d'étanchéité pour moteur CS
4	30700072	CS I CS II	Blæserhjul 1.06/1.10 CS	Fan wheel 1.06/1.10 CS	Turbine 1.06/1.10 CS
4	30700023	CS I CS II	Blæserhjul 2306(2/3)	Fan wheel 2306(2/3)	Turbine 2306(2/3)
6	30700040	CS I CS II	Pakning for varmelegeme CS 1.10	Gasket heating element 1.10	Joint pour élément chauffant de bague CS 1.10
7	30700039	CS I CS II	Pakning f ringvarmelegeme 2306(2/3)-1.06	Gasket heating element 2306(2/3), 1.06	Joint pour élément chauffant de bague 2306(2/3)-1.06
8	30720658	CS I	Ringvarmelegeme 2306(2/3) 5400-7200W 208/230/240V kpl.	Heating element 2306(2/3) 208/230/240V	Élément chauffant 2306(2/3) 5400-7200W 208/230/240V kpl.
8	30720659	CS I	Ringvarmelegeme 2306(2/3) 5400-5800W 400/415V kpl.	Heating element 2306(2/3) 5400-6500W 400/415V kpl	Élément chauffant 2306(2/3) 5400-5800W 400/415V kpl.
8	30720660	CS I	Ringvarmelegeme2306(2/3) 5400-6500W 440/480V kpl.	Heating element 2306(2/3) 5400-5800W440/480V	Élément chauffant 2306(2/3) 5400-6500W 440/480V kpl.
8	30700073	CS II	Ringvarmelegeme 2306 5400-7200W 208/230/240V	Heating element 2306 5400- 7200W 208/230/240V	Élément chauffant 2306 5400- 7200W 208/230/240V
9	30720661	CS I	Ringvarmelegeme 1,06 6900-9200W 208/230/240V/400/415V 2NAC kpl.	Heating element 1.06 6900-9200W 208/230/240/400/415V 2NAC kpl	Élément chauffant 1,06 6900-9200W 208/230/240/400/415V 2NAC kpl.
9	30720662	CS I	Ringvarmelegeme 1,06 6900-7500W 400/415V kpl.	Heating element 1.06 6900-7500W 400/415V kpl	Élément chauffant 1,06 6900-7500W 400/415V kpl.
9	30720663	CS I	Ringvarmelegeme 1,06 6900-8300W 440/480V kpl.	Heating element 1.06 6900-8300W 440/480V klp	Élément chauffant 1,06 6900-8300W 440/480V kpl.
9	30700076	CS II	Ringvarmelegeme 1.06 6900-9200W 208/230/240	Heating element 1.06 6900- 9200W 208/230/240V	Élément chauffant 1.06 6900 - 9200W 208/230/240V
10	30720664	CS I CS II	Ringvarmelegeme 1,10 10400-13850W 20/230/240V kpl.	Heating element 1.10 10400-13850W 208/230/240V kpl	Élément chauffant 1,10 10400-13850W 208/230/240V kpl.
10	30720665	CS I CS II	Ringvarmelegeme 1,10 10400-12400W 256(440) / 277(480)V kpl.	Heating element 1,10 10400-12400W 256V(440V) / 277V(480V)V kpl.	Élément chauffant 1,10 10400-12400W 256(440) / 277(480)V kpl.
11	36000109	CS I CS II	Afløbs pakning 2306/1,06/1,10	Seal for drain 2306/1,06/1,10	Joint de vidange 2306/1,06/1,10



**Front af ovn**  
**Front of oven**  
**L'avant du four**




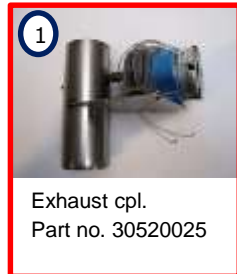
Pos.	Nr./No.	Type	Beskrivelse (DK)	Description (GB)	Descriptif (F)
1	30300182	CS I CS II	Tætningsliste 2306 (2/3), 1.06	Door gasket 2306(2/3). 1.06	Joint de porte 2306 (2/3), 1.06
1	30300183	CS I CS II	Tætningsliste 1.10 CS	Door gasket 1.10 CS	Joint de porte 1.10 CS
2	30520307	CS I CS II	Vaskerotor m. forskrning Kpl.	Nozzlearm Complete	Ass. de bras de lavage
3	065044	CS I CS II	Halogenpære 12V 10W G4 450°C	Halogen bulb 12V 10W 450°C	12V 10W Ampoule halogène G4 450°C
4	30800085	CS I CS II	Stegespyd 3 pkt. L=2000 mm CS	Core probe L=2000 mm CS	Brochette L=2000 mm CS
5	20120131	CS I CS II	Lampeglass halogen komplet med pakning	Lamp Glass, Halogen, with gasket	Verre de lampe, halogène, avec joint
6	069020	CS I CS II	Hage, 2-trin	Catch 2 step	Loquet 2 étapes
7	30100120	CS I CS II	Vindskærm 2306(2/3), 1.06	Filter housing 2306(2/3),1.06	Logement de filtre 2306(2/3), 1.06
8	30120069	CS I CS II	Vindskærm 1.10	Filter housing 1.10	Logement de filtre 1.10
9	30100118 30100125 30100119	CS I CS II	Vindledeplade CS 1.06 Vindledeplade CS 1.10 højre Vindledeplade CS 1.10 venstre	Air guide plate CS 1.06 Air guide plate CS 1.10 right Air guide plate CS 1.10 left	Plaque de guidage de l'air CS 1.06 Plaque de guidage de l'air CS 1.10 droit Plaque de guidage de l'air CS 1.10 gauche
10	32300013 32300014 32300015	CS I CS II	Indstik sæt CS 2/3 Indstik sæt CS 1.06 Indstik sæt CS 1.10	Rack kit CS 2/3 Rack kit CS 1.06 Rack kit CS 1.10	Cade de cuisson CS 2/3 Cade de cuisson CS 1.06 Cade de cuisson CS 1.10
11	30400372	CS I CS II	Afdækning f hængsel	Cover f hinge holes	Cover d trous de charniere



**Top delen af ovnen (elektrisk)**  
**Top part of oven (electric)**  
**Partie supérieure du four (électrique)**


<b>Pos</b>	<b>Nr./No</b>	<b>Type</b>	<b>Beskrivelse (DK)</b>	<b>Description (GB)</b>	<b>Descriptif (F)</b>
1	30520025	CS I CS II	Aftræk kpl	Exhaust cpl	Échappement cpl.
2	20700012	CS I CS II	Spjæld motor	Exhaust motor	Moteur d'échappement
3	20800251	CS I CS II	Terminal klemme 1,5Q 2-polet	Terminal 1,5Q 2- pole	Terminal 1,5Q, 2 pôles
3	20800250	CS I CS II	Terminal klemme 1,5Q 4-polet	Terminal 1,5Q 4- pole	Terminal 1,5Q, 4 pôles
4	061246	CS I CS II	Kontaktor A 16 24V	Contacteur A 16 24V	Contacteur A16 24V
5	060242	CS I CS II	Køleblæser Ø 145 mm	Cooling fan 145 mm	Moteur de turbine 145mm
6	060211	CS I CS II	Køleblæser Ø 115 Kun CSI	Cooling fan 115 mm Only CSI	Moteur de turbine 115 mm seulement CSI
7	20800026	CS I CS II	Endestop	Stop	Arrêt, bout,
8	30800063	CS I CS II	Transformer 200-240V/ 2x24V+12V	Transformer 200-240V/ 2x24V+12V	Transformateur 200- 240/2x24-12
9	30800064	CS I CS II	Transformer 400-415- 440-480/2x24-12-230	Transformer 400-415-440- 480/2x24-12-230	Transformateur 400-415- 440-480/2x24-12-230
10	36000122	CS I CS II	Gummi gennemføring	Rubber seal	Joint pour échappement





**Top delen af ovnen (elektrisk)**  
**Top part of oven (electric)**  
**Partie supérieure du four (électrique)**

Pos.	Nr./No.	Type	Beskrivelse (DK)	Description (GB)	Descriptif (F)
1	20820031	CS I CS II	Sikring F1, F3, 3,15A	Fuse F1, F3, 3,15A	Fusible F1, F3, 3,15A
1	20820032	CS I CS II	Sikring F2, 2A	Fuse F2, 2A	Fusible F2, 2A
2	20820033	CS I CS II	Sikring F4, 5A	Fuse F4, 5AT	Fusible F5, 5A
2	20820034	CS I CS II	Sikring F5/F6/F8/F9, 8A	Fuse F5/F6/F8/F9, 8A	Fusible F5/F6/F8/F9, 8A
3	20800115	CS I CS II	Sikringsholder	Fuse carrier	Porte-fusible
4	20800122	CS I CS II	Klemme, 4 leder for sikringsholder	Terminal, 4-conductor, for fuse carrie	Terminal, 4 conducteurs pour porte-fusibles
5	30800098	CS I CS II	Frekvens omformer 0,18 kW	Frequency inverter 0,18kW	Convertisseur de fréquences 0,18kW
6	30900065	CS I CS II	Computer I/O el	Computer I/O electric	E/S ordinateur huile
7	20800049	CS I CS II	Klemme, 4Q, 2 leder, gul/gr	Terminal, 4Q, 2-pole, yellow/green	Terminal, 4Q, 2-pole, jaune/vert
8	20800048	CS I CS II	Klemme, 4Q, 2 leder, blå	Terminal, 4Q, 2-pole, blue	Terminal, 4Q, 2-pole, bleu



**Top panel**  
**Top panel**  
**Panneau supérieur**  
**xx xx C-xxxxx**

Pos.	Nr./No.	Type	Beskrivelse (DK)	Description (GB)	Descriptif (F)
1	30920090	CS II	Anlægsplade m tastatur model C HOUNÖ kpl	Abutmentplate w touch panel C model HOUNÖ cpl	Panneau de commande modèle C HOUNÖ
3	30820042	CS II	Højtaler	Speaker	Haut-parleur
4	30920096	CS II	Touch display	Touch Display	écran tactile
5	30900159	CS II	Afdækning f. styring	Cover f. computer CPU	Cuvenir f. CPU
6	30900089	CS II	Computer CPU Touch	Computer CPU touch	Processeur de l'ordinateur tactile
7	30900157	CS II	Pakning f styring CS	Gasket for controler CS	Paquet de gestion CS
8	30900165	CS II	USB Stik f frontmontering	USB Plug front mounted	Connecteur USB, monté sur
9	30800017	CS II	Dør føler	Door sensor	Détecteur pour porte
10	30920089	CS II	Anlægsplade m tastatur model CPE HOUNO	Operation panel HOUNÖ [CPE]	Panneau de commande modèle CPE HOUNO



1

Display CSII C kpl Part no. 30920090

10

Display CSII touch kpl Part no. 30920089



9

Door sensor  
Part no. 30800017



8

USB plug chassis  
Part no. 30900165



3

Speaker f. touch  
part no.  
30820042



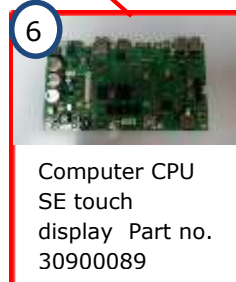
4

Touch display  
part no.  
30920096



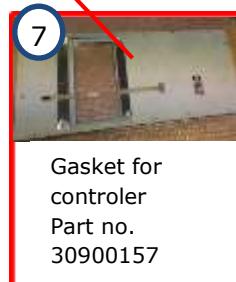
5

Cover f.  
computer CPU  
Part no.  
30900159



6

Computer CPU  
SE touch  
display Part no.  
30900089

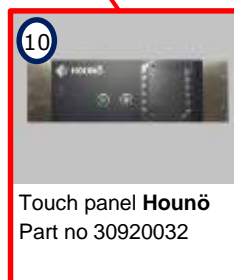



7

Gasket for  
controller  
Part no.  
30900157

**Top panel**  
**Top panel**  
**Panneau supérieur**  
**Xx xx A-xxxxx**



Pos.	Nr./No.	Type	Beskrivelse (DK)	Description (GB)	Descriptif (F)
1	30920035	CSI	Anlægsplade m tastatur model C HOUNÖ kpl	Abutmentplate w touch panel C model HOUNÖ cpl	Panneau de commande modèle C HOUNÖ
3	20920003	CS I CS II	Drejeknap	Turn knop	Bouton tournant
4	20900017	CS I CSII	Akselkobling Ø6/Ø6	Shaft, coupling Ø6/Ø6mm	Arbre, raccord Ø6/Ø6
5	20900026	CS I CSII	Enkoder	Encoder	Encodeur
6	30900069	CS I	CPU (B-C-K)	CPU (B-C-K)	CPU (B-C-K)
7	30900063	CS I	Pakning f styring CS	Gasket for controler CS	Paquet de gestion CS
8	30300191	CSI	Topafdækning CS 2306(2/3)	Top panel cover CS 2306(2/3)	Couverture panneau supérieur CS 2306(2/3)
8	30300192	CS I	Topafdækning CS 106/110	Top panel cover CS 106/110	Couverture panneau supérieur CS 1.06/1.10
10	30920032	CS I	Anlægsplade m tastatur model CPE HOUNO	Operation panel HOUNÖ [CPE]	Panneau de commande modèle CPE HOUNO
12	30900059	CS I	Display 5.7" TFT	Display 5,7" TFT	Affichage 5,7" TFT



**Front dele CPE inkl. dørføler og lyd giver**  
**Front parts CPE incl. door sensor and buzzer**  
**Parties frontales CPE incl. Capteur de porte et vibreur**  
**xx xx A-xxxxx**





Pos.	Nr./No.	TYPE	Beskrivelse (DK)	Description (GB)	Descriptif (F)
1	30900062	CS I	Kabel for display CS 300mm	Cable for display	Câble pour l'affichage CS 300 mm
2	20820037	CS I CS II	Kommunikationskabel	communication cable	câble de communication
3	20900069	CS I	USB- stik chasis monteret	USB plug chassi	Connecteur USB, monté sur châssis
4	30800016	CS I CS II	Dørføler	Door sensor	Détecteur pour porte
5	30900068	CS I	CPU	CPU	CPU
6	30800047	CS I	Lyd giver	Buzzer	Avertisseur sonore





## Håndbruser Hand shower Douche á main

Pos.	Nr./No.	Type	Beskrivelse (DK)	Description (GB)	Descriptif (F)
1	30500311	CS I CS II	Holder f. håndbruser CS	Holder for hand shower	Support de douchette
2	059959	CS I CS II	Håndbruser	Hand shower	Douchette á main
3	30500390	CS I CS II	Adaptateur 1/2"BSP - 3/4"GHT	Adapter 1/2 "BSP - 3/4" GHT	Adapter 1/2 "BSP - 3/4" GHT
4	016821	CS I CS II	Lynfitting lige 3/8"xØ8/Ø6	Quick coupling strait 3/8"xØ8/Ø6	Raccord rapide étroit 3/8"xØ8/Ø6
5	055963	CS I CS II	Reduktionsnipple 3/4" - 1/2"	Reducing nipple 3/4" - 1/2"	Réduction 3/4" - 1/2"
6	058205	CS I CS II	Fjeder for håndbruser	Spring for spray gun	Ressort pour douche à main
7	059013	CS I CS II	Slange sort spiral excl. fit.	Hose	Tuyau pour douchette
8	059009	CS I CS II	Vinkel 90 x 1/2"	Coupling, elbow 90 x 1/2"	Coude 90 x 1/2"
9	059315	CS I CS II	Forskruning 1/2	Union joint 1/2	Joint d'union 1/2
11	059304	CS I CS II	Lynfitting lige Ø8x14	Quick coupling strait Ø8x14	Raccord rapide étroit Ø8x14
12	059124	CS I CS II	T-stykke for bruser 1/2	T-connector for hand shower 1/2	Connecteur en T pour douche à main 1/2
13	30420697	CS I CS II	Håndbruser kpl	Hand shower cpl.	Douchette compl





HOUNÖ A/S  
ALSVEJ 1  
DK-8940 RANDERS SV  
DENMARK

T: +45 8711 4711  
E: [houno@houno.com](mailto:houno@houno.com)

[www.houno.com](http://www.houno.com)

